



Real Security Sets You Free.™

Keypad Locks

FE595 Keypad Entry with Flex-Lock Feature

Flexibility Designed for the Real World.

Schlage Keypad Locks with the Flex-Lock feature allow homeowners to choose whether their door remains locked (with a code required for entry) or unlocked (no code required for entry) simply by rotating the inside thumb turn. This added layer of protection ensures that valuables and family members are safe, and is ideal for garage entry doors, home offices, storage rooms and more.



Security and Quality

- Grade 2 ANSI/BHMA certified
- Patented commercial grade clutching motor drive; tested to one million cycles
- Vandal resistant clutching lever and knob design
- Code control; 6-digit programming code required to add and delete user codes
- Warning code sounds after four incorrect codes entered; keypad disabled for 30 seconds
- Mechanical key override; patent pending




Convenience

- Convenient keyless access; no keys to hide, lose or forget
- Pre-set with random 6-digit programming code and two random 4-digit user codes
- 19 user code capacity; 10,000 user code combinations
- Easily programmed right at the keypad; no need to remove inside escutcheon
- Blue LEDs illuminate the keypad on demand
- Reversible levers for left- or right-handed doors
- Emergency exit feature; allows for panic-free exit
- Locks can be re-keyed to match existing locks
- 9-volt alkaline battery included



Styles shown: Camelot Satin Nickel with Accent lever (left) and Camelot Antique Pewter with Accent lever (above)

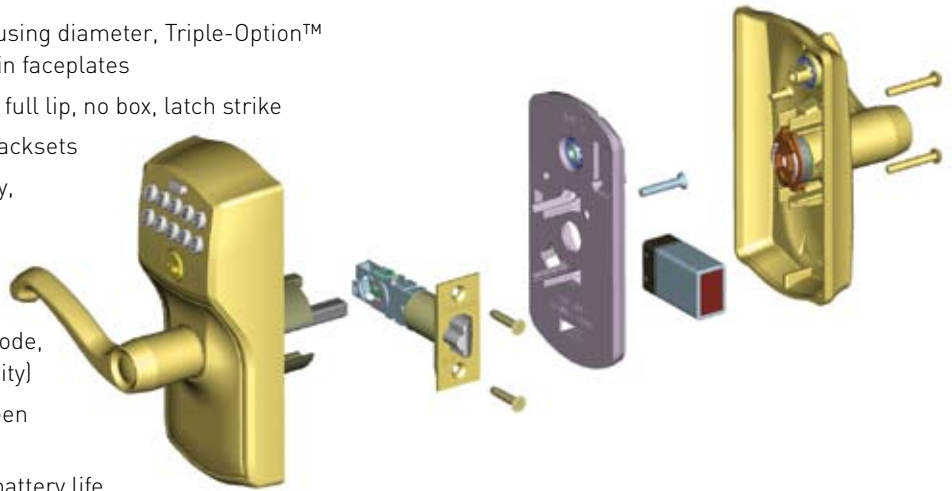
Easy to Install and Operate

-  • **Fits most standard door preps;** no need to drill additional holes
-  • **One-tool installation;** use just a screwdriver on pre-prepped doors
-  • **9-volt battery operation;** no special wiring required

FE595 Keypad Entry with Flex-Lock Feature

Certifications and Standard Features

- Latch: 1" x 2-1/4" radius corner faceplate, 7/8" housing diameter, Triple-Option™ square corner, radius corner and circular drive-in faceplates
- Strikes: 1-5/8" x 2-1/4", square and radius corner, full lip, no box, latch strike
- Backset: Universal backset, fits 2-3/8" to 2-3/4" backsets
- Cylinder: 5-pin solid brass, keyed 5-pin, C keyway, keyed different (KD)
- Door range: 1-3/8" to 1-3/4"
- Keys: Nickel silver cut keys, 5-pin, C-section
- Codes: Pre-set random six-digit programming code, two pre-set four-digit user codes (19 code capacity)
- Minimum 5-1/2" center-to-center distance between cross bore holes
- 9-volt battery included with average three-year battery life
- All-metal chassis and escutcheons
- Silicone rubber, wear-resistant buttons with LED backlight
- ANSI A 156.2-2003 bored locks and latches
- A 156.5-2001 Grade 2 cylinders
- FCC Part 15
- CE Mark
- Available UL LISTED (Box Pack Only)



FE595
by Knob



FE595
by Lever



Locks are furnished with standard features unless otherwise specified.
To order locks with non-standard features, specify exact features desired.

Finishes Available



Keypad Entry Flex Lock

FE595 PLY x PLY	V + B							
FE595 PLY x FLA	V + B	V + B	B	V + B	V + B	V + B	V + B	V + B
FE595 PLY x ELA								V + B
FE595 PLY x JAZ								V + B
FE595 CAM x ACC	V + B	V + B	B	V + B	V + B	V + B	V + B	V + B
FE595 CAM x GEO	V + B	V + B			V + B			

V = Retail Visual Pack
B = Box Pack

Warranty

Schlage extends to the original consumer user of our Schlage brand product a lifetime limited mechanical and finish warranty against defects in material and workmanship.
Exception: Schlage extends to the original consumer user of our Schlage brand product a one-year electronics warranty against defects in material and workmanship.

US Customer Service: 800-847-1864

Canada Customer Service (Commercial): 800-900-4734

Canada Customer Service (Residential): 800-811-8390

www.schlage.com

